


# GlobalLink 520

www.victronenergy.com



**GlobalLink 520**

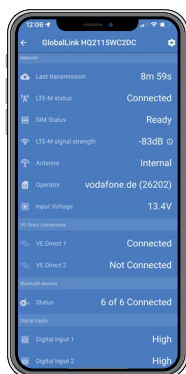
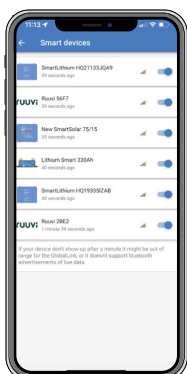


**Accessories included with the GlobalLink 520**



**Optional Outdoor LTE-M wall-mount antenna (ANT100200100)**

**Outdoor LTE-M puck antenna (ANT100200200)**



The GlobalLink 520 connects your remote Victron system or individual products to VRM, our online [Victron Remote Management portal](#). Through that portal, you can monitor current and historical system operation – such as battery voltage and state of charge – from anywhere in the world. VRM is free to use.

Unique is the pre-installed and pre-paid SIM card: the GlobalLink comes with 5 years of 4G LTE-M connectivity. No need to purchase and maintain SIM-cards.

### Features

- Smart device<sup>1)</sup> and VE.Direct support: Connect up to 10 Victron smart products using BLE and two hard wired VE.Direct devices.
- VRM-monitoring: Monitor battery state of charge, power consumption, power harvest from PV, generator and grid or check temperature measurements. Follow up on alerts and perform diagnostics checks.
- RuuviTag support: These sensors connect via BLE and are easy to setup via VictronConnect. All the data, like temperature, humidity and atmospheric pressure will be directly available in VRM.
- Support for custom SIM cards.
- Simple mounting and configuration: The GlobalLink 520 is wall mountable. The Bluetooth feature enables a quick connection and easy configuration via our VictronConnect app.

<sup>1)</sup> See the [GlobalLink 520 manual](#) for supported Victron products that can be connect over Bluetooth.

GlobalLink 520	ASS030543020		
Supply voltage	8 – 70 VDC		
Power draw with Bluetooth enabled (disabled)		Average with relay open	Average with relay closed
	12 V	50 mA (20 mA)	64 mA (40 mA)
	24 V	26 mA (10 mA)	34 mA (20 mA)
	48 V	14 mA (5 mA)	19 mA (10 mA)
Mounting	Wall		
Input connectivity			
VE.Direct ports (always isolated)	2		
RuuviTag support	Yes		
Instant Readout via Bluetooth	Yes (connect up to 10 additional Smart devices via BLE)		
Digital Inputs	2		
Relay	1 x NO/NC DC up to 30 VDC: 2 A AC: 0.5 A, 125 VAC		
Output connectivity			
Bluetooth	Yes		
WiFi	No		
Cellular	CAT M1 (LTE-M) 17 bands supported from 699Mhz to 2690Mhz (Total world-wide support) Bands supported are currently: 1, 2, 3, 4, 5, 8, 12, 13, 14, 17, 18, 19, 20, 25, 26, 28, 66		
Dimensions			
Outer dimensions (h x w x d)	123 x 67 x 23 mm		
Operating temperature range	-20 to +50 °C		
Other			
Antenna	Internal and SMA connector for optional external antenna		
Factory included SIM	Prepaid 1nce data SIM with 5 years of connectivity		
Support for custom SIM	Yes		
Optional external LTE-M SMA-M antenna	Outdoor wall mount antenna	3 meter	ANT100200100
	Outdoor puck antenna	3 meter	ANT100200200
<b>Notes</b>	<ol style="list-style-type: none"> <li>For more detailed information about the GlobalLink 520 see the product page, the manual and check out our community pages:  <a href="https://www.victronenergy.com/panel-systems-remote-monitoring/globalink-520">https://www.victronenergy.com/panel-systems-remote-monitoring/globalink-520</a>  <a href="https://www.victronenergy.com/media/pg/GlobalLink_520/en/index-en.html">https://www.victronenergy.com/media/pg/GlobalLink_520/en/index-en.html</a>  <a href="https://community.victronenergy.com/topics/65904/globalink.html">https://community.victronenergy.com/topics/65904/globalink.html</a> </li> </ol>		